

**F. Barkow Inc.**  
 3830 N. Fratney St., Milwaukee, WI 53212  
 Phone: (800)558-5580 • Fax: (414)332-8217

**Buggy Buddy**

- Neoprene rubber on the uprights and the 6" wide bed outperforms carpet
- Neoprene is easy to clean, prevents slippage and will last for years
- Pneumatic tires are ideal for use on smooth or rough surfaces, indoors or out.
- Heavy-duty 5" swivel casters with locking brakes.
- Tires and casters are positioned outside of the welded steel frame for stability.
- 40" long X 36" high, measured from the top of the bed.
- 24" wide for use in narrow areas and on the job site.
- Rugged 2,000 lb. capacity, total weight 130 lbs.



Part No.	Weight-lbs.
BB-40	130

**Econo A-Frame**


- Heavy-duty, 146 lb. Steel A-Frame Rack
- Holds up to 12,000 lbs. per side.
- 60" long X 60" wide X 58" high, with 6" spread on top of A.
- Ships knocked down for lower freight cost.



Part No.	Weight-lbs.
Econo A-Frame	146



**GLASS & STONE  
 HANDLING EQUIPMENT**




**(800)558-5580**

GSHE0805


# TRANSPORT RACK

New TR10. Strongest fabrication rack available - 10,000 lb. capacity.



TR4482 and TR4496,  
4,000 lb. capacity.

Hold-down & lifting Loop



Caster Package



## TRANSPORT RACK

- Designed for transporting and storing fabricated products in your shop.
- Pick up with fork lift, remove casters and place on your truck. Hold-down loops placed in the corners are used for securing to truck bed and lifting with overhead crane.
- Bottom pads and uprights have full-length rubber strips, which protect load from shifting and scratches.
- Four uprights per side mount in slotted holes on the bottom. Quick-release latches are mounted on top of the uprights for use with the hold-down straps.
- Caster package consists of 8" diameter non-marking roller bearing wheels. Two swivel casters with brakes on one end, and two rigid on the other end for ease of handling. Quick-release mounting pins change the Transport Rack from mobile to stationary in less than a minute.
- Heavy-duty construction fabricated with 1 1/2" square tubing. Stronger than competition.
- Hot dip galvanized finish.
- Ships knocked down. The top A-frame assembly is one piece bolted to the base frame. The A-frame ships laying down for lower freight costs.

Part No.	Length	Width	Load Height	Overall Height	Height w/Casters
TR4482 <b>4,000# capacity</b>	82"	44"	48"	58"	69"
TR4496 <b>4,000# capacity</b>	96"	44"	60"	70"	81"
TR10 <b>10,000# capacity</b>	96"	48"	78"	86"	99"
CK-4 Caster Kit for TR4482 & TR4496					
CK-8000 Caster Kit for TR10*					

*\*Safety Warning: The capacity of the TR-10 is reduced to 8,000# with the use of the CK-8000 caster kit.*

## TRUCK MOUNT A-FRAME

- 24,000 lb. total capacity. Holds up to 12,000 lbs. per side.
- Six mounting plates used for bolting to truck or trailer.
- Bottom U-channel is 4" wide x 2" side ledges, designed to hold hardwood 4" x 4" x desired length, to support the load. Customer furnishes the hardwood.
- Rubber-lined uprights help prevent scratches.
- Removable X and cross braces bolt together for ease of transporting, and reduces shipping costs.
- Galvanized finish for long-lasting durability.

Part No.	Length	Width	Height	Ledge
TMA-6078	60"	48"	78"	13"

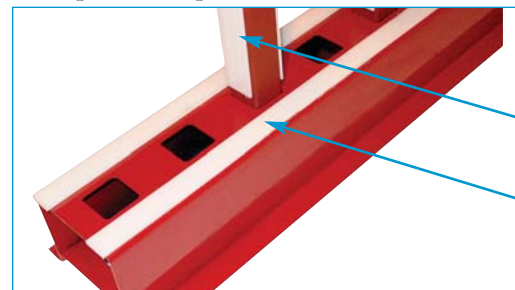


## MULTI-PURPOSE GLASS STORAGE SYSTEM

- Holds wood or glass pack cases, up to 4,000 lbs., between posts.
- Store loose lites, insulated glass, tempered glass, plastic sheets, shower doors and more.
- Red powder coated outside rails, 8 3/4" wide x 5 1/2" high x 60" long butt together for desired length.
- Outside rails have 2" square holes spaced 3" apart on the top. A steel plate with identical 2" holes is welded and boxed inside the rails, 1" up from the bottom.
- 2" square posts are coated with a red baked enamel.
- Optional Easy-Slide, a low friction material, is mounted to the rails and posts for ease of sliding products in and out.
- The center rail with Easy-Slide must be used to support the glass when sliding individual pieces in and out of the racks.

Part No.	Description	Weight-lbs.
MP-5	Outside Rail	42
MP-5ES	Outside Rail w/Easy Slide	44
CR-5ES	Center Rail w/Easy Slide	30
MP-60	Post 60" long	15
MP-80	Post 80" long	19
MP-102	Post 102" long	26
MP-60ES	Post 60" long w/Easy Slide	16
MP-80ES	Post 80" long w/Easy Slide	20
MP-102ES	Post 102" long w/Easy Slide	28

**NOTE:** When assembled, the overall useable height of the post is 5 1/2" less than listed.  
Example: A 60" post will be 54 1/2" above the top of the outside rail.



Optional Easy-Slide shown on rails & posts



### SUGGESTED WOOD CASE PACKAGES


Part No.	Length	No. of Openings	Description of Parts	Weight - lbs.
5pak	5'	5	2 MP-5, 6 MP-60, 6 MP-80	288
10pak	10'	10	4 MP-5, 10 MP-60, 12 MP-80	546
20pak	20'	20	8 MP-5, 16 MP-60, 18MP-80, 8 MP-102	1,126
50pak	50'	50	20MP-5, 24 MP-60, 36 MP-80, 42 MP-102	2,976

### SUGGESTED EASY-SLIDE PACKAGES FOR GLASS PACKS, LOOSE LITES AND WOOD CASES


Part No.	Length	No. of Openings	Description of Parts	Weight - lbs.
5pakES	5'	5	2 MP-5ES, 1 CR-5ES, 6 MP-60ES, 6 MP-80ES	334
10pakES	10'	10	4 MP-5ES, 2 CR-5ES, 10 MP-60ES, 12 MP-80ES	636
20pakES	20'	20	8 MP-5ES, 4 CR-5ES, 16 MP-60ES, 18MP-80ES, 8 MP-102ES	1,312
50pakES	50'	50	20MP-5ES, 10 CR-5ES, 24 MP-60ES, 36 MP-80ES, 42 MP-102ES	3,460

## BUNDLE RACK

- Store bundles or slabs up to 6,000 lbs. between posts.
- Outside rails are designed with slots to hold 2 X 4's.
- 2 x 4's protect the slab edges and the finish on the rails.
- Galvanized rails 11" wide x 5 1/2" high x 60", butt together for desired length.
- Outside rails have 2" square holes spaced 4" apart on the top. A steel plate with identical holes is welded and boxed inside the rails, 1" up from the bottom.
- 2" square tube posts are coated with a red baked enamel primer finish.
- Optional 2" square rubber post caps are used to prevent scratches.
- Rails shipped with 1/2" connector tube for butting rails together in a straight line.
- **Safety Warning: Bottom rails (BR-5) must be bolted to the floor for safety.**
- **Safety Warning: Maximum weight allowed per bundle, 6,000 lbs. (3,000 lbs. per post).**



Patent Pending



Patent Pending

Part No.	Description	Weight - lbs.
BR-5	Outside rail with wood slot	55
SP-40	40" posts for storing smaller fabricated parts and cut-offs	10
SP-60	60" posts for storing standard sized slabs	15
SP-80	80" posts for storing taller, oversized slabs	19
PC-2	Scratch-resistant rubber post caps	1


**NOTE:** When assembled, the overall useable height of the post is 5 1/2" less than listed.  
Example: A 60" post will be 54 1/2" above the top of the outside rail.

### SUGGESTED PACKAGES FOR BUNDLES OR SLABS USING 60" POSTS

Part No.	Overall Length	No. of Openings	Parts included in package	Weight - lbs.
4-W60	5'	4	2 BR-5, 10 SP-60	260
9-W60	10'	9	4 BR-5, 20 SP-60	520
19-W60	20'	19	8 BR-5, 40 SP-60	1,040
49-W60	50'	49	20 BR-5, 100 SP-60	2,600

### BACK SPLASH BRACKET, SLIDES OVER POSTS ON BUNDLE RACK

Part No.	Length	Width	Height	Ledge
BSB23	23"	4"	5.5"	10"



## HEAVY-DUTY SHOP CART

- Rugged 2500 lb. capacity
- Rubber is mounted on bottom and upright supports.
- Four ratchet hold down straps secure load.
- 5" diameter casters rated 1000 lbs. each. Two rigid and two swivel with brake.
- Pull handle mounted on one end for maneuverability.
- Hot dip galvanized finish helps prevent rust.



Part No.	Length	Width	Load Height	Overall Height
HDSC48	54"	38"	48"	59"

## FABRICATION TABLE

- Lay out complete kitchens by attaching the tables together lengthwise or by attaching them on a 90° angle.
- Two built-in end clamps hold the tables together.
- Rubber is mounted on top and sides where carts clamp together.
- Four heavy-duty 5" diameter swivel casters rated at 1000 lbs. each.
- Four foot-operated locks hold the table in place.
- Galvanized finish for long-lasting durability.



Part No.	Length	Width	Height
DT2560	60"	25"	42"

## TILT TABLE CART

- Dual-purpose work bench and transport cart.
- Adjustable length material stops.
- Adjustable height 36" to 42".
- Four swivel 5" diameter casters; 1,000 lb. capacity each.
- Four heavy-duty foot-operated locks prevent movement while fabricating.
- Hot dip galvanized finish.
- Ships knocked down for freight savings.



Part No.	Length	Width	Adj. Height	Weight-lbs.
TT3272	72"	32"	36 - 42"	250



## GLASS & STONE DOLLIES

- Maneuvers easily indoors and out.
- 3" wide neoprene rubber is easy to clean, prevents slippage and lasts for years.
- Pneumatic tires reduce breakage caused by vibration.
- 12" width measured from outside of wheels adds stability.
- 1,000 lb. capacity using 10" tires and 4" casters.



Part No.	Length	Tire Size	Caster Size	No. of Casters	Channel Height	Weight - lbs.
SD-36	36"	10"	4"	1	6 1/2"	25
SD-48	48"	10"	4"	2	6 1/2"	30
SD-72	72"	10"	4"	2	6 1/2"	40